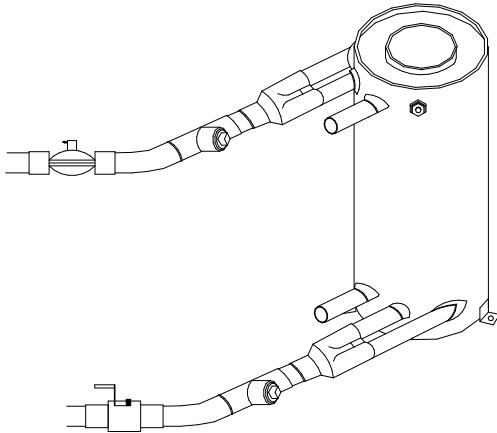
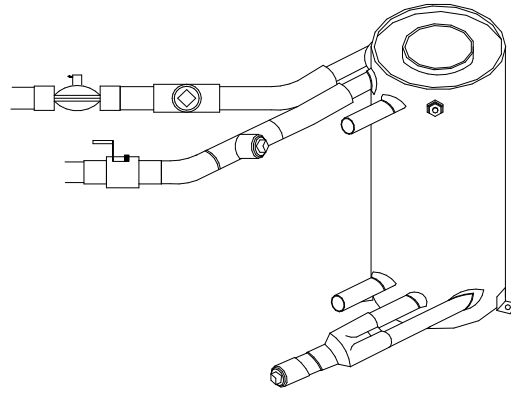


AQUA SYSTEMS INSTALLATION INSTRUCTIONS



PARALLEL FLOW



SERIES FLOW

The Aqua Systems is suitable for use as a condenser or evaporator. Refrigerant gas should be piped to the top refrigerant opening and refrigerant liquid to the bottom refrigerant opening.

The Aqua Systems Heat Exchanger can be piped for series water flow or parallel water flow. For most suitable flow arrangement refer to the Hanwest/Aqua Systems Selection Catalogue. Assistance is also available by calling Hanwest Aqua Systems on (02) 4226 2413.

Series flow is normally used on “one pass” evaporator installations where water will leave at an above freezing temperature (some margin of safety should be planned). Do not exceed .45 l/s flow rate. Series flow is not recommended for models of larger capacity than S-4 / S-4R / CN4.

Parallel flow is normally used on “closed loop” installations regardless of water (or fluid) temperatures and in instances where leaving water temperature might be close to freezing on evaporator applications.

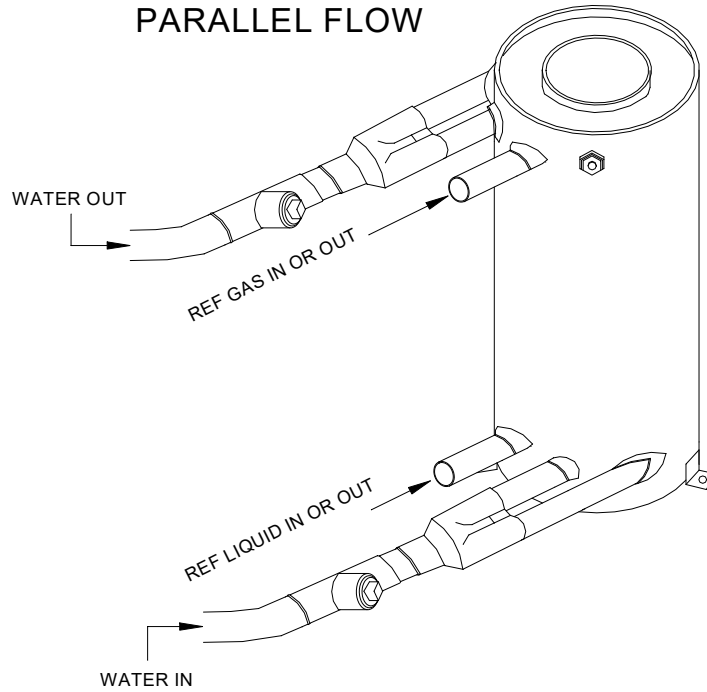
Be sure to use vent and drain plugs on all installations where there is a likelihood that water quality will require freeze cleaning of the evaporator/condenser.

For evaporator installations, carefully insulate the entire heat exchanger. All surfaces contribute to the heat exchange process and the unit will perform noticeably better when insulated.

For further technical support, contact Hanwest Aqua Systems Pty Ltd or your nearest distributor.

AQUA SYSTEMS PIPE CONNECTIONS

PARALLEL FLOW



SERIES FLOW

